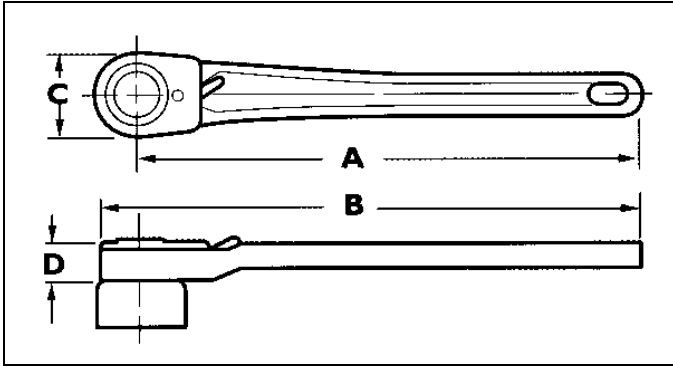




## RATCHET ARMS – SERIES 150



SERIES 150 DIMENSIONS											
MODEL	P/N	IN	MM	IN	MM	IN	MM	IN	MM	LB	KG
		A		B		C		D			
150	50901	10	254	11	280	2 1/16	52	13/16	20	2	0,91
151	51901	12	305	13	330	2 1/16	52	13/16	20	2 1/8	0,96
152	15201	15 3/4	400	17	432	2 1/2	64	1 3/16	30	3 3/4	1,70
158	86901	8	204	9	228	2 1/16	52	13/16	20	1 3/4	0,79

65 HARTWELL STREET, WEST BOYLSTON, MA 01583  
 PH# 508-835-2900 / TOLL FREE 800-456-9355 / FAX 5088352944  
 WWW.LOWELLCORP.COM  
 EMAIL: CUSTOMERSERVICE@LOWELLCORP.COM



## RATCHET ARMS – SERIES 150

SERIES 150 SOCKET OPENINGS									
MODEL	SQUARE				HEX				
	IN		MM		IN		MM		
	SIZE	P/N	SIZE	P/N	SIZE	P/N	SIZE	P/N	P/N
150, 151 & 158	5/8	94610	16	M4616	5/8	94710	16	M4716	
	11/16	94611	17	M4617			17	M4717	
	3/4	94612	19	M4619	3/4	94712	19	M4719	
			22	M4622	7/8	94714	22	M4722	
			24	M4624	15/16	94715	24	M4724	
	1	94616	25	M4625	1	94716	25	M4725	
	1 1/16	94617	27	M4627	1 1/16	94717	27	M4727	
	1 1/8	94618	28	M4628	1 1/8	94718	28	M4728	
			30	M4630			30	M4730	
	1 1/4	94620	32	M4632	1 1/4	94720	32	M4732	
	152	5/8	95610						
3/4		95612							
7/8		95614	22	M5622	13/16	95713			
			24	M5624	7/8	95714	22	M5722	
1		95616	25	M5625	15/16	95715	24	M5724	
					1	95716	25	M5725	
1 1/16		95617	27	M5627	1 1/16	95717	27	M5727	
1 1/8		95618			1 1/8	95718	28	M5728	
1 3/16		95619	30	M5630	1 3/16	95719	30	M5730	
1 1/4		95620	32	M5632	1 1/4	95720	32	M5732	
1 5/16		95621	33	M5633	1 5/16	95721	33	M5733	
			36	M5636	1 7/16	95723	36	M5736	
1 1/2		95624			1 1/2	95724	38	M5738	
1 5/8		95626	41	M5641	1 5/8	95726	41	M5741	
						50	M5750		

SPECIAL SOCKET OPENING SHAPES AND SIZES ARE AVAILABLE UPON REQUEST.

*A turn for the better!*

# Lowell Corporation

65 Hartwell Street West Boylston, MA 01583 508-835-2900 fax 508-835-2944



## “High-Vis” DoubleShot® Wrenches

*Stand out on the job!*



### Installation Set :

- DoubleShot DS-1 1-1/4" X 1-1/16"
- DoubleShot DS-2 1-1/8" X 15/16"
- DoubleShot DS-4 3/4" X 7/8"

### Repair Set :

- DoubleShot DS-1 1-1/4" X 1-1/16"
- DoubleShot DS-2 1-1/8" X 15/16"
- DoubleShot DS-3 15/16" X 3/4"


### Also Available

- DoubleShot DS-5 19mm X 22mm
- DoubleShot DS-6 1-1/8" X 1-1/16"

All of the DoubleShots have the Lowell “Bolt-Thru” design. DoubleShots are available individually or in sets.

Applications include mechanical joints, restraints, couplings, sleeves, repair clamps, saddles, flange bolts, etc.

Flourescent orange color makes the wrenches easier to find.



Contact your Lowell Distributor :

*A turn for the better!*

# Lowell Corporation

65 Hartwell Street West Boylston, MA 01583 508-835-2900 fax 508-835-2944




## 511X “Extended Reach” Socket Set



**Model 51 quick release socket wrench handle plus 7/8”, 15/16”, 1-1/16, 1-1/8 and 1-1/4” hex extended sockets in heavy duty molded plastic case.**

**Ideal for attaching mechanical joints in close quarters. Socket extends 3-1/2 inches from the handle to allow for clearance over obstacles. All of the sockets have the Lowell “Bolt-Thru” design. Utility applications include mechanical joints, restraints, couplings, sleeves, repair clamps, saddles, flange bolts, etc.**

**Extend your reach**



Contact your Lowell Distributor :

